DIGITAL

K

MATH & LITERACY

CENTERS

Google Slides
& Seesaw

JULY



Created by: A Spoonful of Learning

MATH CENTERS

14 July Activities

ADDITION

Drag the water splashes to the kids to show the addition equation. Drag the correct sun to the sky to show the answer.



SUBTRACTION

Drag the ice cream cones to the table to show the subtraction equation. Drag the correct number to the top of the truck to show the answer.

COMPARING

Drag the <, >, or = symbol to the plate to show which number is greater, less, or equal.



PATTERNS

Drag the ice cream scoops to the cones to create your own pattern. Drag the sign to the counter to show the type of pattern that you created.



TIME TO THE HOUR

Drag the clocks next to the fish with the matching time.



MYSTERY PICTURES ADD AND SUBTRACT

Determine the answer to the addition and subtraction equations. Drag the blocks to that number to reveal a picture.

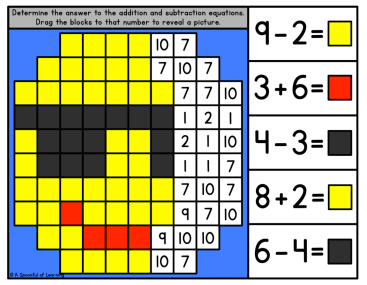

4 different pictures

MISSING ADDEND

Drag the ice cream scoops to the monster to determine the missing addend. Drag the missing addend number to the equation to make it complete.



NUMBER WORDS

Count the stars. Drag the matching number word to the kid.



TEEN NUMBERS

Count the ice cubes. Drag the lemon to the cup to show the number. Drag the lemons to the ten frames and the ice cubes to the jug to show the number.



COUNTING ON

Start at the given number on the balloon. Count on using the blank balloons and drag the correct ending number to the strings on the watermelon.



MEASURING

Drag the yellow blocks to measure the length of the popsicles. Drag the correct word to the white rectangle to make the sentence complete.



SHAPES

Drag the marshmallow and graham cracker to the table that shows the correct shape.



NUMBER BONDS

Drag the seeds to the blank watermelon to determine the missing number. Drag the number to the number bond and addition equation to make them complete.

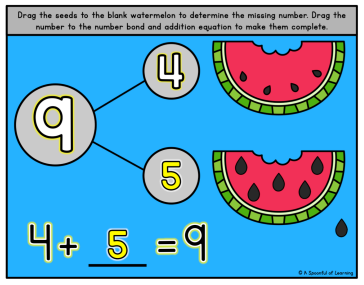

SUBTRACTION STORY PROBLEMS

Drag the number of fish of your choice to the lake and boat. Drag the numbers to the white boxes to complete the subtraction story. Drag the numbers to the lines to show the subtraction equation.



© A Spoonful of Learning

JULY DIGITAL

MATH CENTERS

Skills Included:

- Addition
- Subtraction
- Story Problems
- Comparing
- Patterns
- Time to the Hour
- Missing Addend
- Place Value
- Teen Numbers
- Shapes
- Counting On
- Measuring
- Number Words
- Measuring
- And so much more!

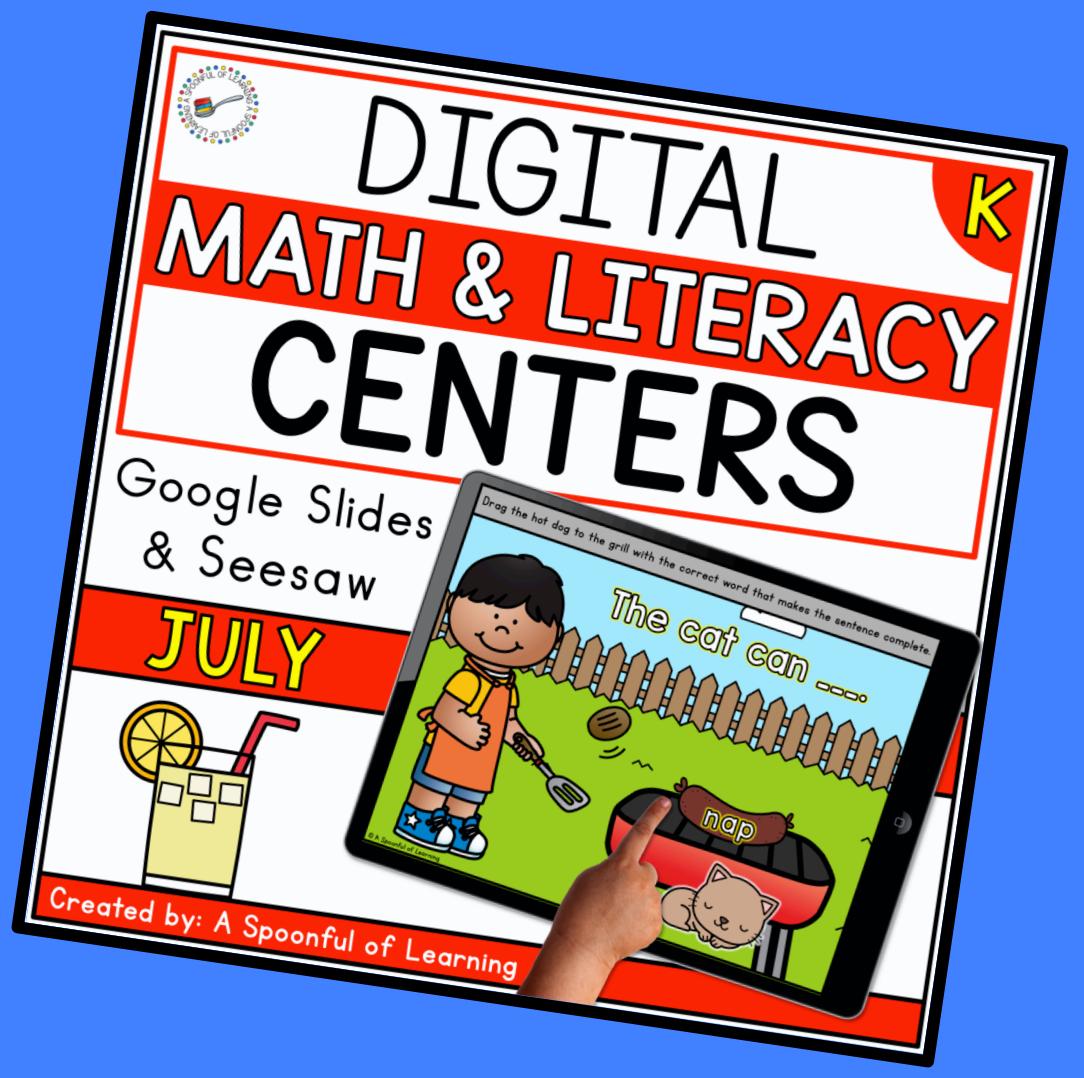

© A Spoonful of Learning

LITERACY CENTERS

14 July Activities

CVC WORDS

Drag the ice cream scoops to the correct spots to reveal a CVC word. Drag the correct cone to the bottom of the ice cream scoops to show the new word.



CCVC AND CVCC PUZZLES

Drag the puzzle pieces to the correct position to reveal a picture. Drag the marshmallow above the fire to show the word that matches the picture that you revealed.



CVC OR CVCE?

Drag the ice cream truck to the word that matches the picture on the ice cream cone.



BEGINNING AND ENDING DIGRAPHS

Drag the correct flashlight to the bear to show if the word on the tent has a beginning or ending digraph.

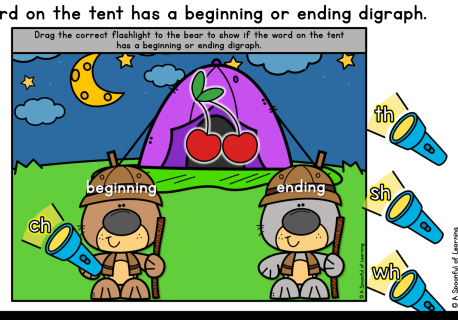

SYLLABLES

Drag the correct number of ice cubes to each cup to show how many syllables the word has.



RHYMING SENTENCES

Drag the bear to the top of the tent with the correct rhyming word that makes the sentence complete.



SIGHT WORDS

Drag the purple rectangle to the large popsicle to reveal a sight word. Drag the correct sight words that match the word you revealed to the large popsicle. Drag the letters to the cart to build the sight word.



LONG AND SHORT VOWELS

Drag and sort the different parts of a burger by whether the word has a short or long vowel. A burger will be built when all of the words are sorted correctly.

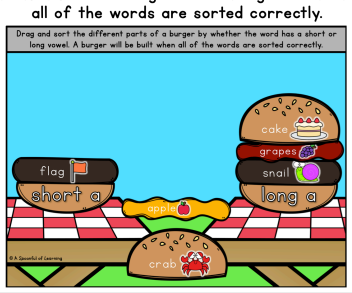

SIMPLE SENTENCES

Drag the hot dog to the grill with the correct word that makes the sentence complete.

BEGINNING BLENDS

Use the code to drag the topping to the correct ice cream to show the beginning blend.



SEQUENCING

Drag the numbers under the pictures to put them in order.

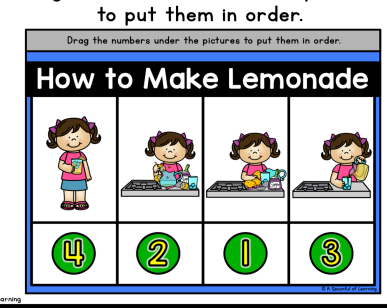

CHANGE THE SOUND

Change the beginning, middle, or ending sound of the given word to make a new word that matches the picture. Drag the letters to the holder to build the new word.



SENTENCE UNSCRAMBLE

Unscramble the words to make a complete sentence.



MISSING LETTER PUZZLES

Drag the missing letter to the correct picture to reveal a picture.



© A Spoonful of Learning

JULY DIGITAL

LITERACY CENTERS

Skills Include:

- CVC Words
- Sight Words
- Change the Sound
- Beginning Blends
- Rhyming Sentences
- Sentence Unscrambles
- CVCe Words
- CCVC/CVCC Words
- Syllables
- Missing Letter
- Long and Short Vowels
- Read and Sequence
- Beginning and Ending Digraphs
- Complete the Simple Sentences
- And so much more!

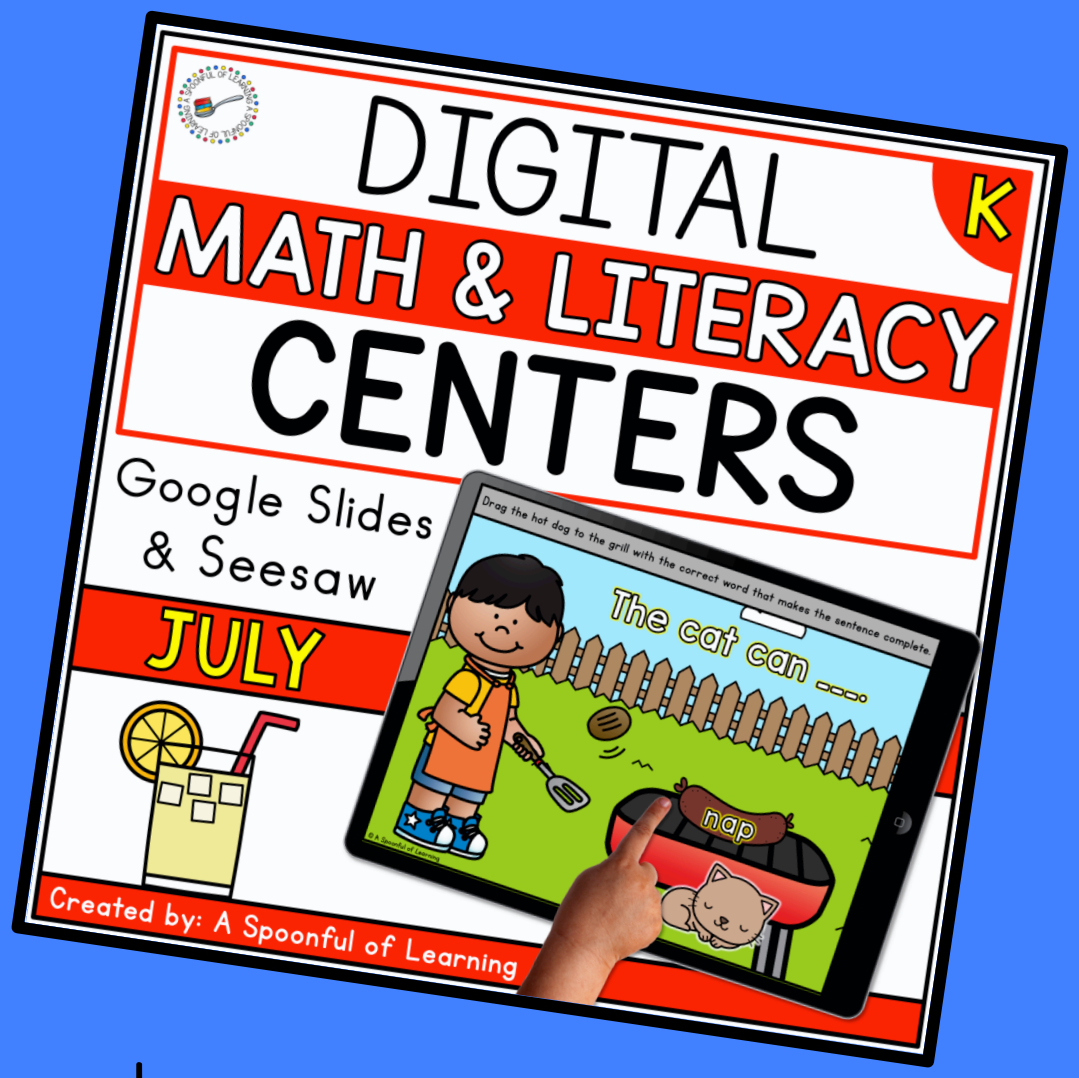

© A Spoonful of Learning

LOOKING FOR MORE DIGITAL CENTERS?

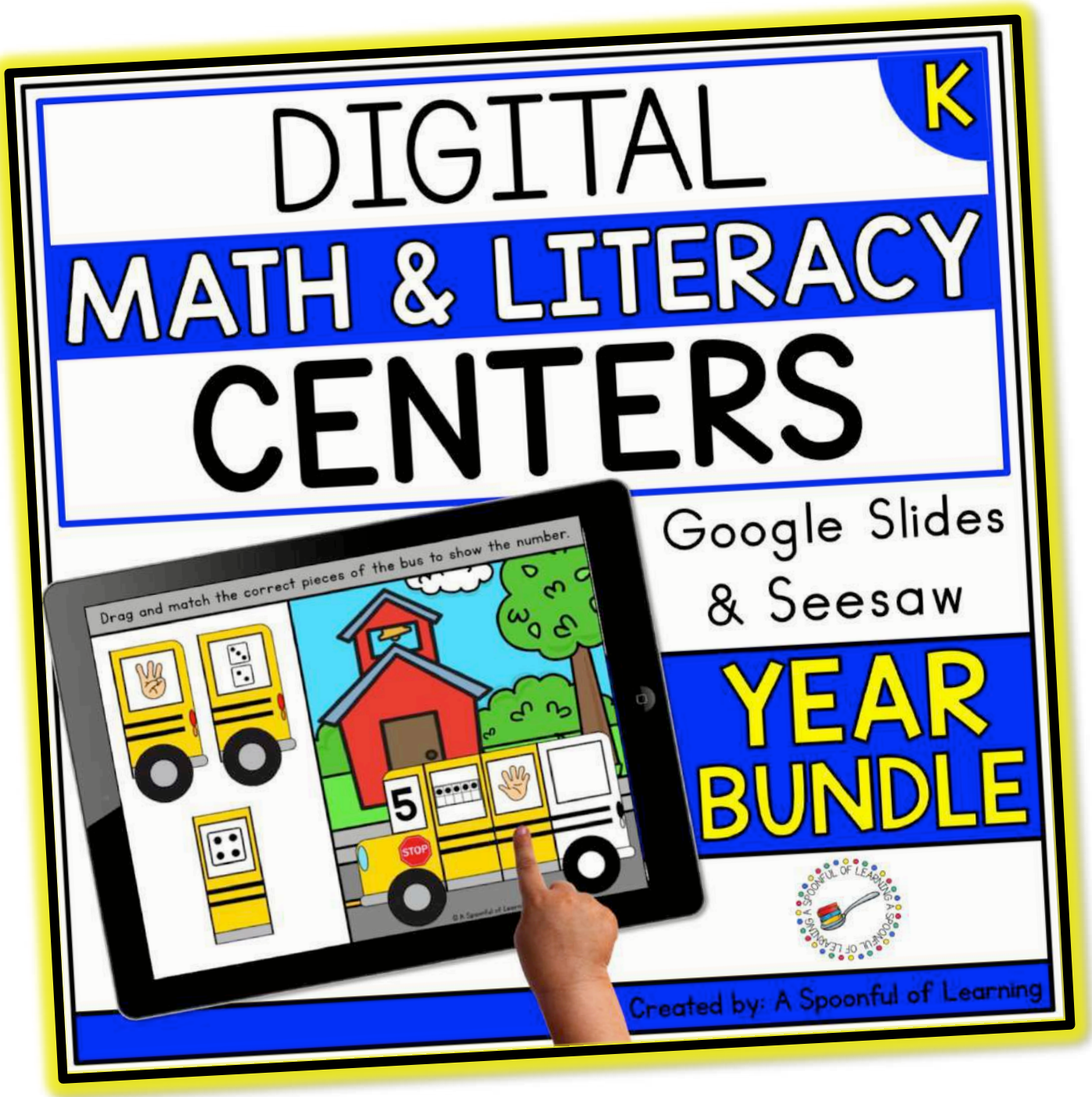

SAVE BIG!!

Click here

© A Spoonful of Learning

DIGITAL CENTERS MATH & LITERACY YEAR BUNDLE