

DIGITAL GAMES

BUNDLE • SELF-CORRECTING



GOOGLE SLIDES

Created By:
A Spoonful of
Learning

Math and Literacy Games

52 GAMES INCLUDED

MORE TO COME!

HOW TO PLAY: Build the CCVC words correctly to blow the bubble gum bigger.

Tap the boy to play!

HOW TO PLAY: Build the CCVC words correctly to build a rainbow.

Tap the rainbow to play!

HOW TO PLAY: Build the CVCC words correctly to build a sandcastle.

Tap the bucket to play!

HOW TO PLAY: Build the CVCC words correctly to ride on the rollercoaster.

Tap the kids to play!

HOW TO PLAY: Build the CCVC and the CVCC words correctly to help grow a flower.

Tap the girl to play!

© A Spoonful of Learning

HOW TO PLAY: Build the CVCe word correctly to earn a cookie in the jar. Collect 8 cookies to win!

Tap the jar to play!

HOW TO PLAY: Build the CVCe word correctly to earn a ray on the sun. Collect 8 sun rays to win!

Tap the sun to play!

HOW TO PLAY: Build the CVCe word correctly to earn a part of a castle. Collect 8 parts of the castle to win!

Tap anywhere to play!

HOW TO PLAY: Build the CVCe word correctly to earn a box of pizza. Collect 9 boxes of pizza to win!

Tap the boy to play!

HOW TO PLAY: Build the CVCe word correctly to move forward on the map. Find the treasure chest to win!

Tap the map to play!

© A Spoonful of Learning

2 4 6
3 4 1
10 3 0
7 9 5

Find and tap the sum of the addition equation.

$5+0=$

8 2
3 6 10
9 0 4
1 7

Find and tap the sum of the addition equation.

© A Spoonful of Learning

4 0
1 8 7
10 3 5
2 9

Count and tap the matching number.

3 5
8 0 2
10 4 9
6 1

Count and tap the matching number.

© A Spoonful of Learning

7 4
1 5 9
10 2
8 6 0

Find and tap the sum of the addition equation.

$7+2=$

© A Spoonful of Learning

7 9
2 6 3
10 5
0 8 1

Count and tap the matching number.

© A Spoonful of Learning

8 1 9
2 7
4 5 3
10 6

Find and tap the sum of the addition equation.

$4+2=$

9 5
0 3 7
8 6
10 2 4

Find and tap the sum of the addition equation.

$7+3=$

© A Spoonful of Learning

5 2
8 10
3 7 6
9 1 0

Count and tap the matching number.


1 5 9
2 7
10 0 6
3 8

Count the seeds and tap the matching number.

© A Spoonful of Learning

52 GAMES INCLUDED

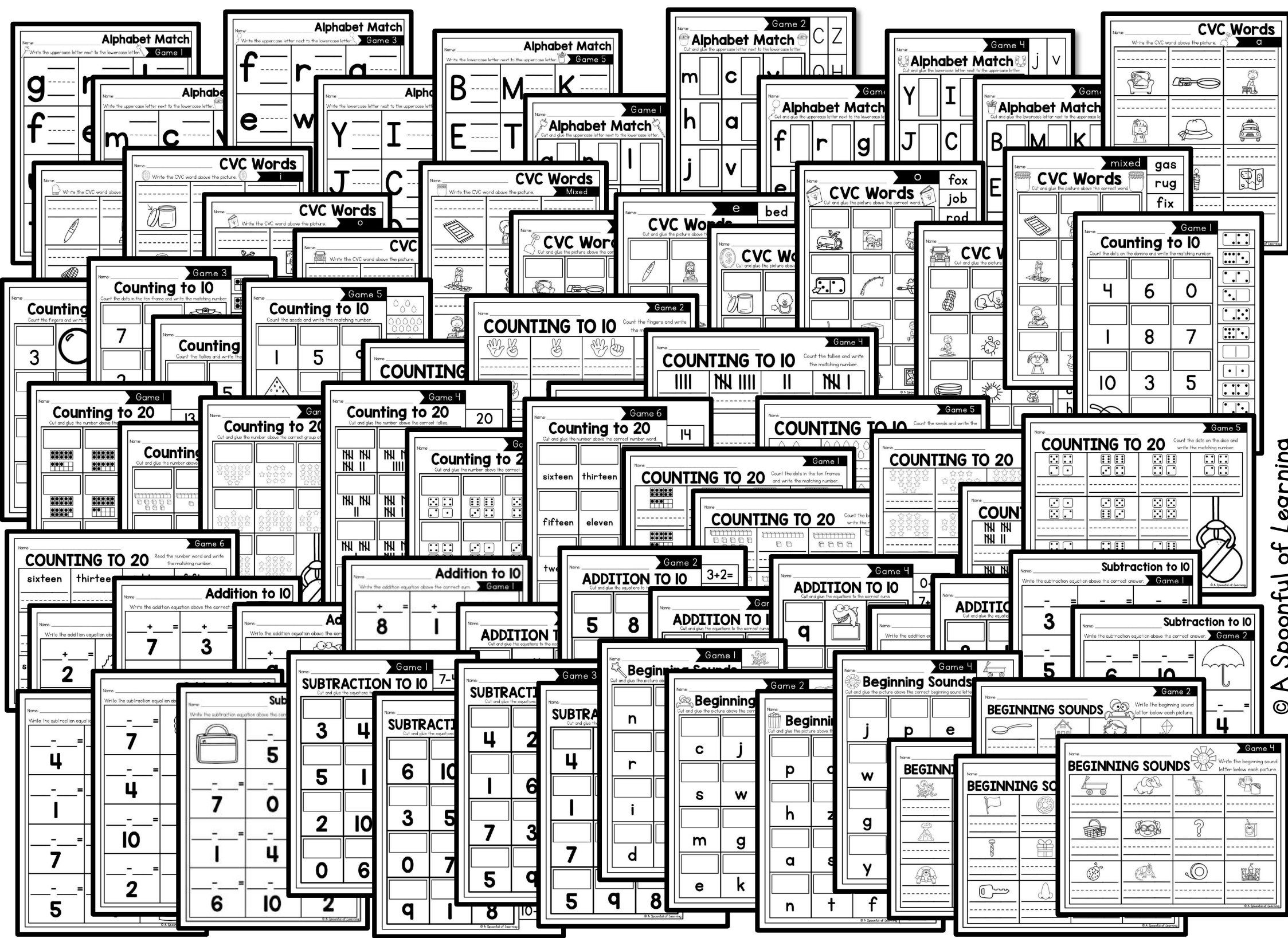
MORE TO COME!



Spoonful of Learning

ALL GAMES ARE SELF-CORRECTING

RECORDING SHEETS



© A Spoonful of Learning

2 options available

HOW TO PLAY:

These are interactive games where students complete different digital tasks by tapping/clicking on the correct answer. Once they tap/click on the correct answer, part of a mystery image will appear. Students need to find all of the answers correctly to reveal the entire mystery image.

***DIFFERENT GAMES AND SKILLS WILL BE ADDED!**

HOW TO USE:

This activity is played in Google Slides in present mode. They can be assigned to students through Google Classroom or used as a whole group.

Don't have a classroom? No worries! You can play these digital games on Google Slides.

These games can be played on tablets, laptops, and computers!

WHY USE THESE DIGITAL GAMES?

✓ Practice and master math & literacy skills

✓ SELF-CORRECTING

✓ No Prep

✓ Engaging

✓ Interactive

✓ Confidence Building

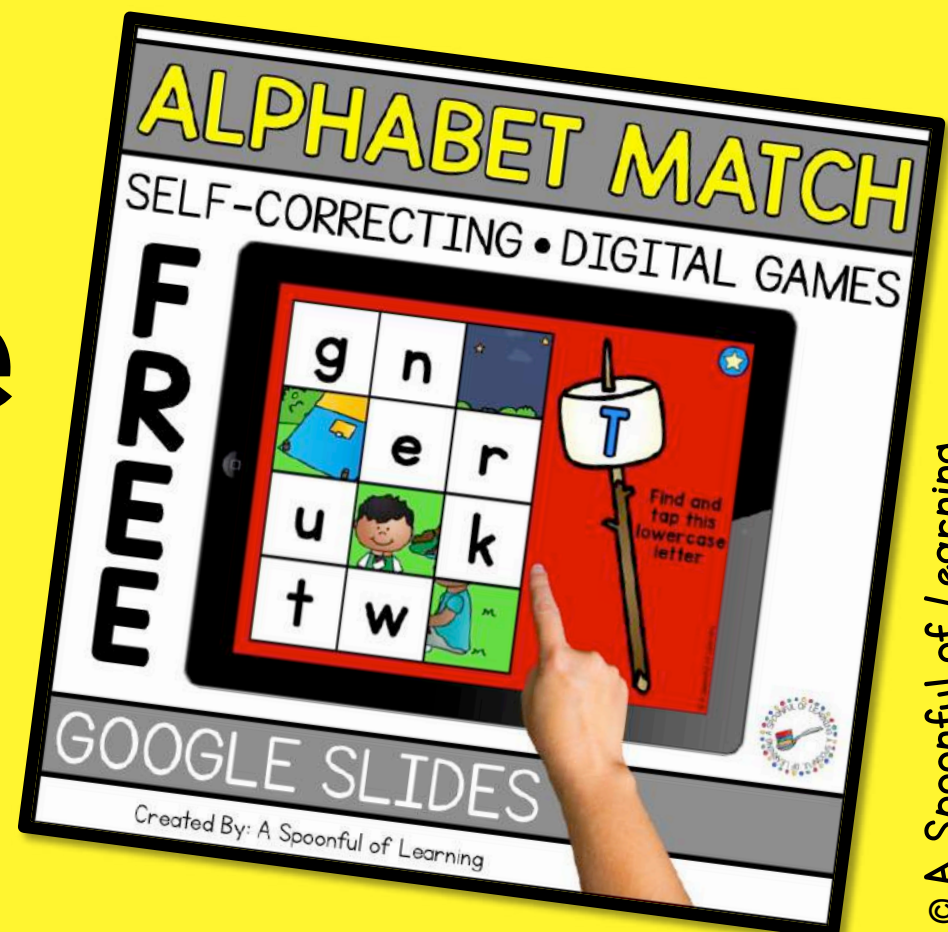


FEATURES:

SELF CORRECTING: Students will not be able to move on until the correct answer is found. If a student answers the question correctly, they move on. If they do not, they will be stopped and prompted to try again in order to build their confidence and to master the skill.

5 different games are included in this activity!

Click the picture to try one of these interactive PDF games for FREE!



WHERE YOU CAN PLAY

Google Slides/Google Classroom

