

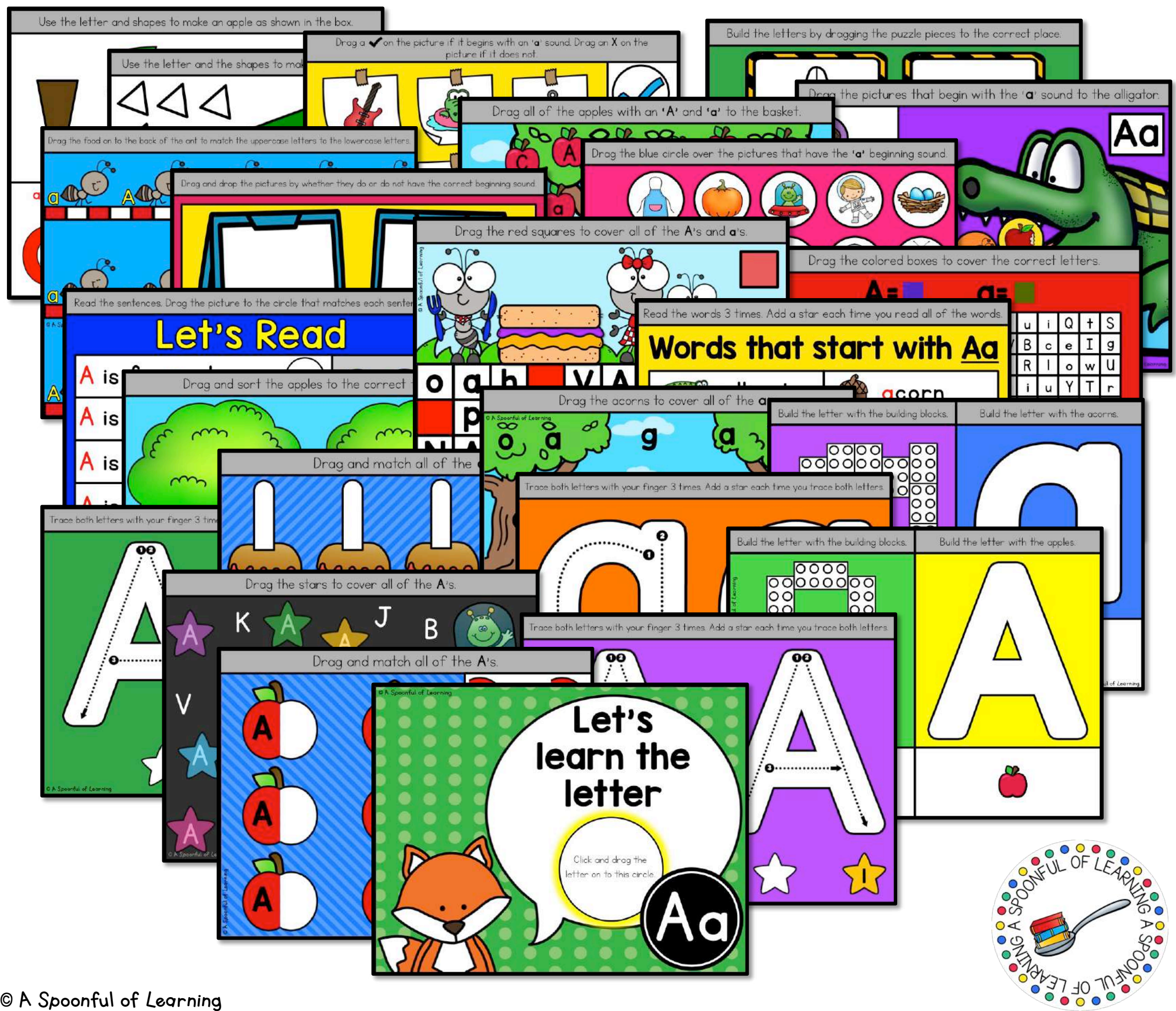
DIGITAL ALPHABET

A-Z
BUNDLE

24 slides
per letter

Google Slides
&
Seesaw

Created by: A Spoonful of Learning



© A Spoonful of Learning



24 slides included per letter

Use the letter and the shapes to make a bear as shown in the box.

Drag a ✓ on the picture if it begins with a 'c' sound. Drag an X on the picture if it does not.

Drag the blue circle over the pictures that have the 'c' beginning sound.

Drag the pictures that begin with the 'c' sound to build a caterpillar.

Use the letter and shapes to make a bee as shown in the box.

Drag all of the C's and c's in to the cart.

Build the letters by dragging the puzzle pieces to the correct place.

Drag and drop the pictures by whether they do or do not have the correct beginning sound.

Drag the colored boxes to cover the correct letters.

Drag and sort the crayons to the correct crayon box.

Read the sentences. Drag the picture to the circle that matches each sentence.

Drag the bubbles to cover all of the C's and c's.

Read the words 3 times. Add a star each time you read all of the words.

Trace both letters with your finger 3 times. Add a star each time you trace both letters.

Trace both letters with your finger 3 times. Add a star each time you trace both letters.

Drag and match all of the c's.

Drag the chocolate chip circles to cover all of the c's.

Build the letter with the building blocks.

Build the letter with the corn.

Drag and match all of the C's to make a cupcake.

Trace both letters with your finger 3 times. Add a star each time you trace both letters.

Drag the carrots to cover all of the C's.

Let's learn the letter Cc

Click and drag the letter on to this circle.

Let's Read


C is for cat.

Words that start with Cc

A Spoonful of Learning


© A Spoonful of Learning

24 slides included per letter




© A Spoonful of Learning

24 slides included per letter



© A Spoonful of Learning

24 slides included per letter




© A Spoonful of Learning

24 slides included per letter



© A Spoonful of Learning

24 slides included per letter



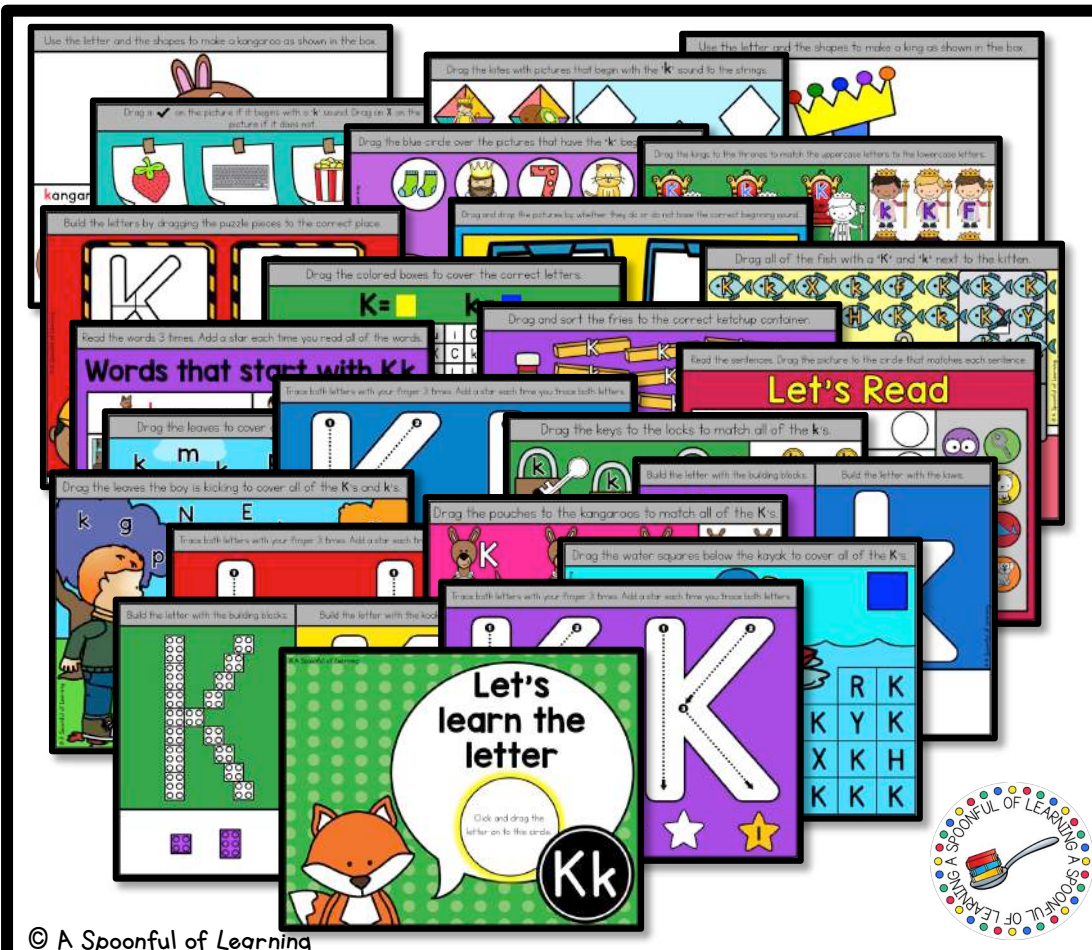
© A Spoonful of Learning

24 slides included per letter




© A Spoonful of Learning

24 slides included per letter




© A Spoonful of Learning


24 slides included per letter



24 slides included per letter



24 slides included per letter



24 slides included per letter




24 slides included per letter



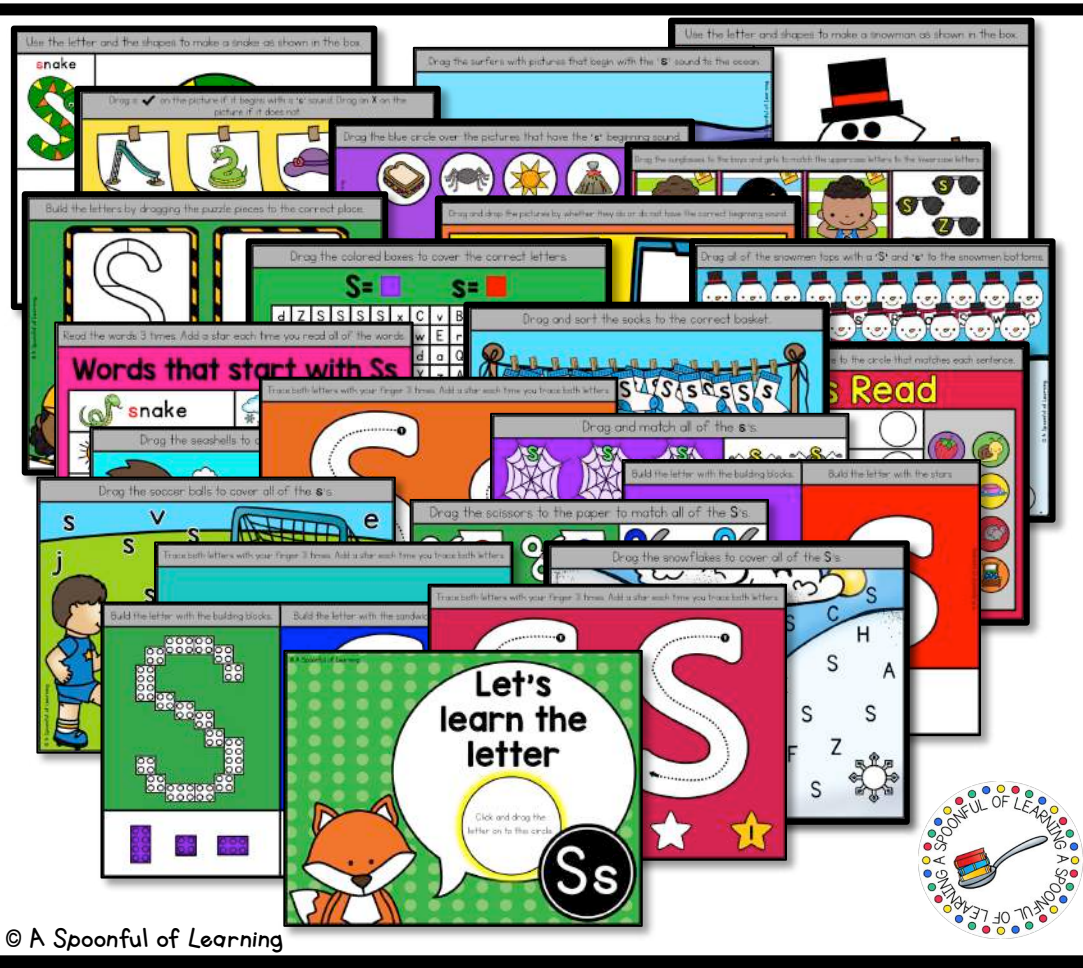
24 slides included per letter




24 slides included per letter



24 slides included per letter




24 slides included per letter




© A Spoonful of Learning

24 slides included per letter




© A Spoonful of Learning

24 slides included per letter



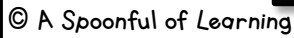
© A Spoonful of Learning

24 slides included per letter



© A Spoonful of Learning

24 slides included per letter



© A Spoonful of Learning

Use the letter and shapes to make a zebra as shown in the box.

Use the letter and shapes to make a zipper as shown in the box.

Drag an X on the picture if it begins with an X sound. Drag an X on the picture if it does not.

Drag the blue circle over the pictures that have the Z beginning sound.

Drag the answers to the zebra to match the opposite letters to the beaver letters.

Build the letters by dragging the puzzle pieces to the correct place.

Drag the colored boxes to cover the correct letters.

Read the words 3 times. Add a star each time you read all of the words.

Words that start with Zz

Drag and sort the zebra fish in the ocean.

Read the sentences. Drag the picture to the circle that matches each sentence.

Let's Read

Drag the zeppolins to the zebra.

Trace both letters with your finger 3 times. Add a star each time you trace both letters.

Drag and match all of the Z's to the kid zapping.

Build the letter with the building blocks.

Build the letter with the zoo animals.

Drag the zebras to cover all of the Z's in the zebra degree weather.

Trace both letters with your finger 3 times. Add a star each time you trace both letters.

Drag the zigzags to the boards to match all of the Z's.

Drag the zucchini to cover all of the Z's.

Trace both letters with your finger 3 times. Add a star each time you trace both letters.

Build the letter with the building blocks.

Build the letter with the zebra.

Let's learn the letter

Click and drag the letter on to this circle.

Zz

A Spoonful of Learning

© A Spoonful of Learning

- Letter Identification
- Letter Formation
- Letter Building
- Letter Matching
- Beginning Sounds
- Tracing
- Sorting
- Reading
- Problem Solving
- Vocabulary
- Letter Crafts

Over 600 slides/activities!