

First Grade Math *and* Literacy Centers Bundle #1

These **First Grade Math and Literacy Centers Bundle #1** includes

100 center activities for the months
August–December.

What is all included?

- 100 Math and Literacy Center Activities.
- 'I Can' kid friendly posters for student independence.
- Recording sheets for student accountability.
- Detailed how to use and prep directions.
- Easy to prep activities.
- Answer Keys

Check my [TpT Store](#) or follow my [Facebook Page](#) for new products and updates.

First Grade centers



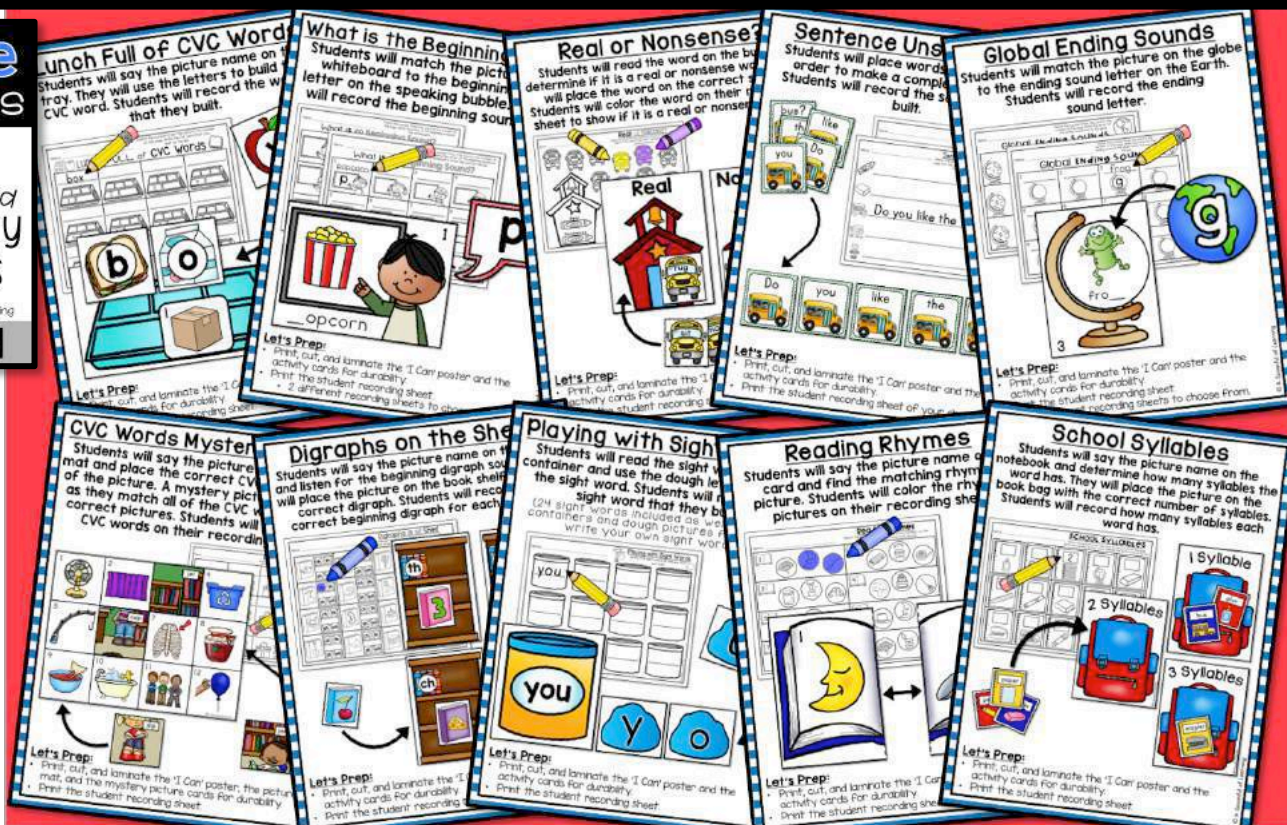
20
Math and
Literacy
activities

By: A Spoonful of Learning

Back to School

Back to School

By: A Spoonful of Learning




10 Literacy Centers



10 Math Centers

First Grade

centers



20 Math and Literacy activities

By A Spoonful of Learning

September - Fall

September

By: A Spoonful of Learning

Apple Seed Word Family

Students will say the picture name on the apple seed and determine the word family. They will place the picture on the bag with the word family. Students will record the word family.

Let's Prep: Print, cut, and laminate the 'I Can' poster and the activity cards for durability. Print the student recording sheets (2 for this center).

Real or Nonsense

Students will spin 2 spinners, write the word, and place the word on the board. They will record whether it is real or nonsense.

Let's Prep: Print, cut, and laminate the 'I Can' poster and the activity cards for durability. Print the student recording sheets (2 for this center).

Sentence Unscramble

Students will place words in the correct order to make a complete sentence. Students will record the sentence built.

Let's Prep: Print, cut, and laminate the 'I Can' poster and the activity cards for durability. Print the student recording sheets (2 for this center).

ABC Order

Students will say the picture name on the apple seed. They will place the apple seed pictures in alphabetical order on the board. Students will write the letters on the pictures on their recording.

Let's Prep: Print, cut, and laminate the 'I Can' poster and the activity cards for durability. Print the student recording sheets (2 for this center).

Middle Vowel Sort

Students will say the picture name on the apple seed and listen for the middle vowel sound. They will place the picture on the tree with the correct middle vowel letter. Students will record the correct middle vowel for each picture.

Let's Prep: Print, cut, and laminate the 'I Can' poster and the activity cards for durability. Print the student recording sheets (2 for this center).

I Can Read

Students will read a short sentence. The picture that they read on their recording.

Let's Prep: Print, cut, and laminate the 'I Can' poster and the activity cards for durability. Print the student recording sheets (2 for this center).

Climbing to the Blend

Students will match the picture on the tree to the beginning blend sound on the ladder. Students will record their beginning blend letters.

Let's Prep: Print, cut, and laminate the 'I Can' poster and the activity cards for durability. Print the student recording sheets (2 for this center).

Do They Rhyme

Students will say the picture name on the apple and determine if they rhyme. Students will record whether they do or do not rhyme.

Let's Prep: Print, cut, and laminate the 'I Can' poster and the activity cards for durability. Print the student recording sheets (2 for this center).

Wormy Sight Words

Students will read the sight word on the bucket and use the worm letters to build the sight word that they built.

Let's Prep: Print, cut, and laminate the 'I Can' poster and the activity cards for durability. Print the student recording sheets (2 for this center).

Baskets Full of CVC Words

Students will say the picture name on the sign. They will use the letters to build the CVC word. Students will record the word that they built.

Let's Prep: Print, cut, and laminate the 'I Can' poster and the activity cards for durability. Print the student recording sheets (2 for this center).

10 Literacy Centers

Picking Addition Equations

Students will solve addition equations on the apple and place them in the basket with the correct sum. Students will record the correct sum. A work mat is also included for students to act out the equations or to use extra support.

Let's Prep: Print, cut, and laminate the 'I Can' poster and the activity cards for durability. Print the student recording sheets (2 for this center).

Building Numbers with a Wheelbarrow

Students will build a number using a wheelbarrow. Students will also determine the number they built with an addition equation. Students will record how they built the number and the addition equation.

Let's Prep: Print, cut, and laminate the 'I Can' poster and the activity cards for durability. Print the student recording sheets (2 for this center).

Apple Tree Number Bond

Students will determine which number the top of the tree needs to go on the tree trunk to make the number bond complete. Students will record the number bond.

Let's Prep: Print, cut, and laminate the 'I Can' poster and the activity cards for durability. Print the student recording sheets (2 for this center).

Number 8

Students will count the dots on the apple and match them to the correct number on the wagon. Students will record the number 8.

Let's Prep: Print, cut, and laminate the 'I Can' poster and the activity cards for durability. Print the student recording sheets (2 for this center).

Wagon of Subtraction

Students will solve subtraction equations on the wagon and match it to the correct answer on the boy or girl. Students will record the subtraction equation. A work mat is also included for students to act out the subtraction equations or to use as extra support.

Let's Prep: Print, cut, and laminate the 'I Can' poster and the activity cards for durability. Print the student recording sheets (2 for this center).

Missing Number

Students will count to determine the missing number. They will place the missing number on the tree.

Let's Prep: Print, cut, and laminate the 'I Can' poster and the activity cards for durability. Print the student recording sheets (2 for this center).

Comparing Numbers

Play with 2 players. Students will play a game where they compare numbers 1-10, 1-20, or 1-100. They will flip over a number card and compare the numbers by building their number on the ten frame or with unit cubes (you choose). The player with the greater number gets to move one space on the game board. The first player to the last space wins. Students will show the numbers they compare.

Let's Prep: Print, cut, and laminate the 'I Can' poster and the activity cards for durability. Print the student recording sheets (2 for this center).

Counting On

Students will count on from a number by ones. A worm will be placed on the number line. Students will record the number counting on.

Let's Prep: Print, cut, and laminate the 'I Can' poster and the activity cards for durability. Print the student recording sheets (2 for this center).

Count by Five and Ten

Students will count by fives and tens on the mats. A mystery picture will be revealed when the numbers are placed in the correct order. Students will record the numbers.

Let's Prep: Print, cut, and laminate the 'I Can' poster and the activity cards for durability. Print the student recording sheets (2 for this center).

Let's Show Numbers!

Students will build a number using the number word, tallies, ten frames, and cubes. Students will show all of this on their recording sheet.

Let's Prep: Print, cut, and laminate the 'I Can' poster and the activity cards for durability. Print the student recording sheets (2 for this center).

10 Math Centers

First Grade

Centers



20 Math and Literacy activities

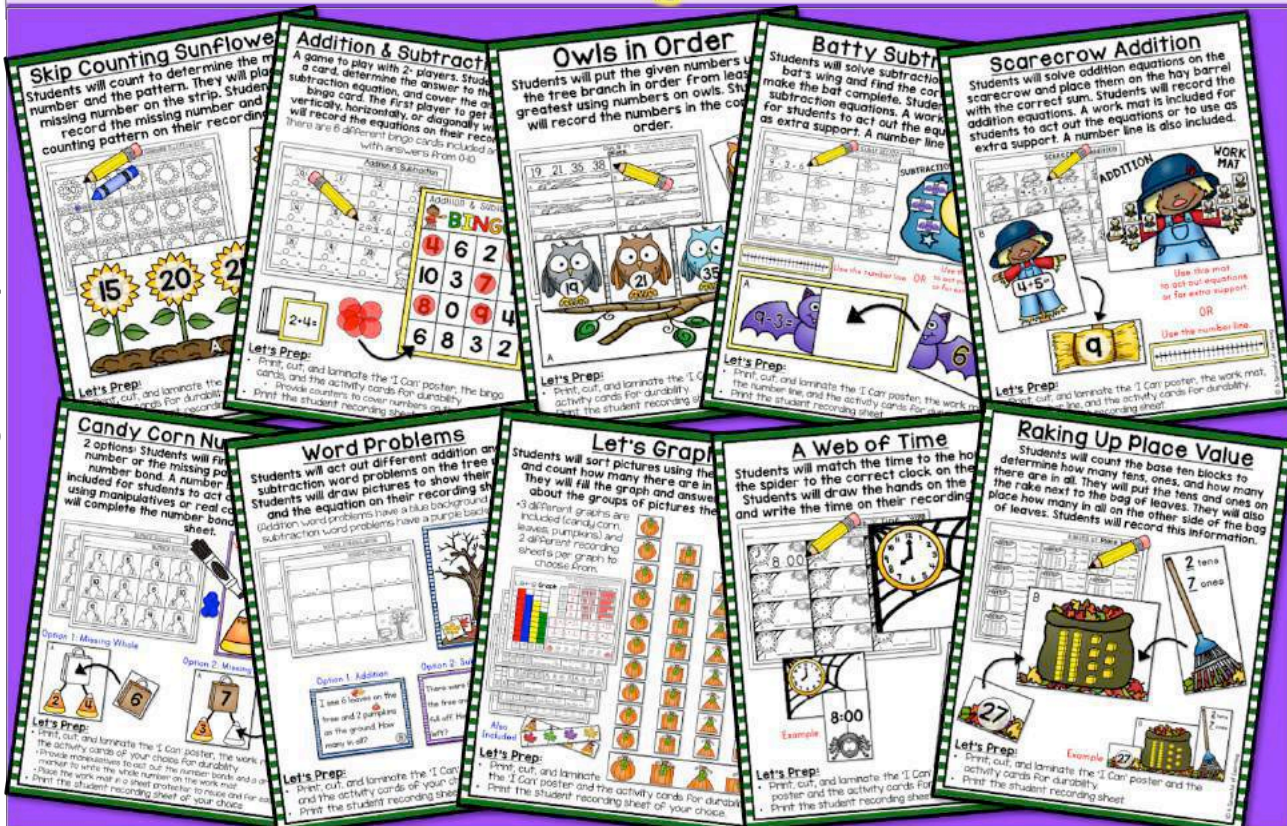
By A Spoonful of Learning

October

By: A Spoonful of Learning



10 Literacy Centers



10 Math Centers

First Grade CENTERS

20 Math and Literacy activities

By: A Spoonful of Learning

November

November

By: A Spoonful of Learning

Turkey Missing Punctuation

Students will read the sentence and place the missing punctuation at the end of the sentence. They will place the missing punctuation at the end of the sentence.

Let's Prep: Print, cut, and laminate the 'I Can' poster and the activity cards for durability. Print the student recording sheet.

Word Families Mystery

Students will say the picture name and place the correct word family on the picture. A mystery picture will be revealed as they match all of the word families to the pictures. Students will record the word family on the sheet. (2 different puzzles)

Let's Prep: Print, cut, and laminate the 'I Can' poster and the activity cards for durability. Print the student recording sheet.

Secret CVC

Students will determine the secret CVC word by matching the picture to the secret CVC word. They will record the CVC word and picture on the sheet.

Let's Prep: Print, cut, and laminate the 'I Can' poster and the activity cards for durability. Print the student recording sheet.

Turkey Blends

Students will sort pictures on the feathers to the correct beginning blend on the turkey. Students will record the word with the beginning blend.

Let's Prep: Print, cut, and laminate the 'I Can' poster and the activity cards for durability. Print the student recording sheet.

Finish the Sentence

Students will read the first sentence and find the correct word to make it a complete sentence. They will record the complete sentence on the sheet.

Let's Prep: Print, cut, and laminate the 'I Can' poster and the activity cards for durability. Print the student recording sheet.

Sentence Unscramble

Students will place words in the correct order to make a complete sentence. They will record the complete sentence on the sheet.

Let's Prep: Print, cut, and laminate the 'I Can' poster and the activity cards for durability. Print the student recording sheet.

Scrambled Sight Words

Students will unscramble the letters to make a sight word. They will place the sight word in the correct category. They will record the sight word on the sheet.

Let's Prep: Print, cut, and laminate the 'I Can' poster and the activity cards for durability. Print the student recording sheet.

Headband Nouns

Students will say the picture name and place the correct noun category on the headband. They will record the noun word in the correct category on the sheet.

Let's Prep: Print, cut, and laminate the 'I Can' poster and the activity cards for durability. Print the student recording sheet.

Table Full of CCVC Words

Students will say the picture name on the table. They will use the letters to build the CCVC word. They will record the CCVC word that they built on the sheet.

Let's Prep: Print, cut, and laminate the 'I Can' poster and the activity cards for durability. Print the student recording sheet.

10 Literacy Centers

Let's Measure

Students will measure the length of different pictures using a nonstandard measuring tool. They will record the measurement on the sheet.

Let's Prep: Print, cut, and laminate the 'I Can' poster and the activity cards for durability. Print the student recording sheet.

Sailing Through Time

Students will match the time to the correct clock face. They will write the time on their recording sheet.

Let's Prep: Print, cut, and laminate the 'I Can' poster and the activity cards for durability. Print the student recording sheet.

Double It!

Play with up to 4 players. Students will play a game where they practice their doubling skills. They will record the doubling facts on the sheet.

Let's Prep: Print, cut, and laminate the 'I Can' poster and the activity cards for durability. Print the student recording sheet.

True or False

Students will solve addition equations on the wagon and determine if the answer is true or false. They will record the answer on the sheet.

Let's Prep: Print, cut, and laminate the 'I Can' poster and the activity cards for durability. Print the student recording sheet.

A Slice of Number Pie

Students will show a number with tens and ones, base ten blocks, and ten frames. A pumpkin pie will be built when all of these are shown. Students will record the number in these different ways on their recording sheet.

Let's Prep: Print, cut, and laminate the 'I Can' poster and the activity cards for durability. Print the student recording sheet.

Counting

3 options to choose from: count dimes, nickels, and pennies. They will place the coins on the head. Students will write the value on their recording sheet.

Let's Prep: Print, cut, and laminate the 'I Can' poster and the activity cards for durability. Print the student recording sheet.

What's Missing?

Students will find the missing addend. A number work mat is included for students to find the missing addend using feathers that are included. Students will place the correct equation on their recording sheet.

Let's Prep: Print, cut, and laminate the 'I Can' poster and the activity cards for durability. Print the student recording sheet.

Even and Odd

A game to play with 2 or more players. 2 options to play. Each player will get their own game board. Player 1 spins the spinners (tens and ones) and will determine if the number is even or odd. Player 2 will determine if the number is even or odd. They will record the number on their game board. They will record the numbers that they spin.

Let's Prep: Print, cut, and laminate the 'I Can' poster and the activity cards for durability. Print the student recording sheet.

Comparing Numbers

Students will flip two cards over and compare the numbers. They will use base ten blocks to show the numbers. They will record the numbers they compared on the sheet.

Let's Prep: Print, cut, and laminate the 'I Can' poster and the activity cards for durability. Print the student recording sheet.

Fact Families

Students will use the given numbers on the roof to make a fact family. When the fact family is complete a house will be built. Students will record the fact family on the sheet.

Let's Prep: Print, cut, and laminate the 'I Can' poster and the activity cards for durability. Print the student recording sheet.

10 Math Centers

First Grade

centers



20
Math and
Literacy
activities

By: A Spoonful of Learning

December

By: A Spoonful of Learning

Milk and Sight Words

Students will read the sight word on the glass of milk and use the cookie letters to build the sight word. Students will record the word on their recording sheet.

30 sight words included as well as 30 glasses and cookie pictures for your own sight words.

Let's Prep:

- Print, cut, and laminate the 'I Can' poster and the activity cards for durability.
- Print the student recording sheet.

Mailing Nouns and Verbs

Students will say the picture name on the envelope and place it on the mail. Whether it is a noun or verb. Students will record the word in the correct column.

Let's Prep:

- Print, cut, and laminate the 'I Can' poster and the activity cards for durability.
- Print the student recording sheet.

Sentence Unscrambler

Students will place words in the order to make a complete sentence. Students will record the sentence built.

Let's Prep:

- Print, cut, and laminate the 'I Can' poster and the activity cards for durability.
- Print the student recording sheet.

ABC Express

Students will look at the first letter and find the matching word. They will place the cards in alphabetical order to the front of the train. Students will record the words in alphabetical order on their recording sheet.

Let's Prep:

- Print, cut, and laminate the 'I Can' poster and the activity cards for durability.
- Print the student recording sheet.

Missing Ornaments

Students will say the picture name on the reindeer's ornament. They will fill in the missing letters to make the word complete. Students will record the word that they built.

Let's Prep:

- Print, cut, and laminate the 'I Can' poster and the activity cards for durability.
- Print the student recording sheet.

Reading Words Mystery

Students will say the picture name on the card and place the correct CVCC or CVC on top of the picture. A mystery picture is revealed as they match all of the correct pictures. Students will record the words on their recording sheet.

Let's Prep:

- Print, cut, and laminate the 'I Can' poster, the picture cards, and the mystery picture cards for durability.
- Print the student recording sheet.

Tasty Syllable

Students will say the picture name on the card to determine how many syllables it has. They will place the cupcake on the holder that place the correct number of syllables. Students will record the number of syllables on their recording sheet.

Let's Prep:

- Print, cut, and laminate the 'I Can' poster and the activity cards for durability.
- Print the student recording sheet.

Real or Nonsense

Play with 2 or more players. Students will spin the spinner and write the word they spin. If it is a real word, they will place it on the real word board. If it is a nonsense word, they will place it on the nonsense word board. Students will record the word they spun.

Let's Prep:

- Print, cut, and laminate the 'I Can' poster and the activity cards for durability.
- Provide pencils and paperclips for the spinner.
- Provide counters to cover the pepperminis.
- Print the student recording sheet.

Gingerbread Race

Play with 2 or more players. Students will choose a gingerbread man and determine if the word has a long or short vowel sound. If the word has a short vowel sound, they will move 1 space on the game board. If the word has a long vowel sound, they will move 2 spaces. The first player to get to the gingerbread house wins! They will record the word on their recording sheet.

Let's Prep:

- Print, cut, and laminate the 'I Can' poster and the activity cards for durability.
- Provide counters for players to use on the game board.
- Print the student recording sheet.

Baking Some Blends

Students will sort pictures on the cookies to the correct blend on the cookie sheet. Students will record the blend and the picture word. (Choose from pictures with or without words.)

Let's Prep:

- Print, cut, and laminate the 'I Can' poster and the activity cards for durability.
- Print the student recording sheet of your choice.

10 Literacy Centers

Word Problems

Students will act out different addition and subtraction word problems on the work mat. Students will draw pictures to show the problem and the equation on their recording sheet.

Let's Prep:

- Print, cut, and laminate the 'I Can' poster and the activity cards for durability.
- Print the student recording sheet.

Missing Car

Students will find the missing addend. A work mat is included for students to record using candy canes that are included on the equation. Students will complete equation on their recording sheet.

Let's Prep:

- Print, cut, and laminate the 'I Can' poster, the work mat, and the activity cards for durability.
- Provide a dry erase marker to write the whole number.
- Print the student recording sheet.

A Gift of Fact Family

Students will use the given numbers on the gift to make a fact family. When the family is complete a present will be revealed. Students will record the fact family on their recording sheet.

Let's Prep:

- Print, cut, and laminate the 'I Can' poster and the activity cards for durability.
- Print the student recording sheet.

Gumdrop

Place all of the numbered gumdrops on the work mat. Students will choose 4 gumdrops to greatest on the gingerbread house. They will repeat the steps until the gingerbread house is complete. (Use gumdrops for you to write numbers.)

Let's Prep:

- Print, cut, and laminate the 'I Can' poster and the activity cards for durability.
- Provide a bag to place the numbered gumdrops.
- Print the student recording sheet.

Lighting Up Sums

Students will solve a 3 addend addition equation on the light bulbs and place it next to the kid on the correct answer. Students will record the equations. A work mat is included for students to act out the equations with light bulb pictures or to use as extra support.

Let's Prep:

- Print, cut, and laminate the 'I Can' poster, the work mat, and the activity cards for durability.
- Print the student recording sheet.

Counting

2 options to choose from. Option 1: Count dimes and pennies to find the total value on the gift. Students will record the total value on their recording sheet. Option 2: Count the number of coins on the gift. Students will record the number of coins on their recording sheet.

Let's Prep:

- Print, cut, and laminate the 'I Can' poster and the activity cards for durability.
- Provide a dry erase marker to write the total value.
- Print the student recording sheet.

Bright Number Lights

A game to play with 2 or more players. The game is played with a combination of base ten blocks and tally marks. Students will work with a combination of base ten blocks and tally marks. Students will record the numbers that they landed on as they draw the base ten blocks.

Let's Prep:

- Print, cut, and laminate the 'I Can' poster and the game board of your choice for durability.
- Provide a dry erase marker to write the numbers.
- Print the student recording sheet.

It's Chimney

Students will match the time to the reindeer to the correct clock. Students will draw the hands on the clock and write the time on their recording sheet.

Let's Prep:

- Print, cut, and laminate the 'I Can' poster and the activity cards for durability.
- Print the student recording sheet.

Counting On

Students will choose a number card and place it on the work mat. They will spin the spinner to see how many more to count on using ornaments. Students will count on using ornaments to find the new number. Students will show their work on their recording sheet. (Use also included blank work mat with numbers of your choice.)

Let's Prep:

- Print, cut, and laminate the 'I Can' poster and the activity cards for durability.
- Provide a dry erase marker to write the numbers.
- Print the student recording sheet.

Hanging Up Equations

Students will solve addition and subtraction equations on the stockings and place them on the fireplace with the correct answer. Students will record the equations. (Choose from equations that equal 10 or 20.)

Let's Prep:

- Print, cut, and laminate the 'I Can' poster and the activity cards for durability.
- Print the student recording sheet of your choice.

10 Math Centers