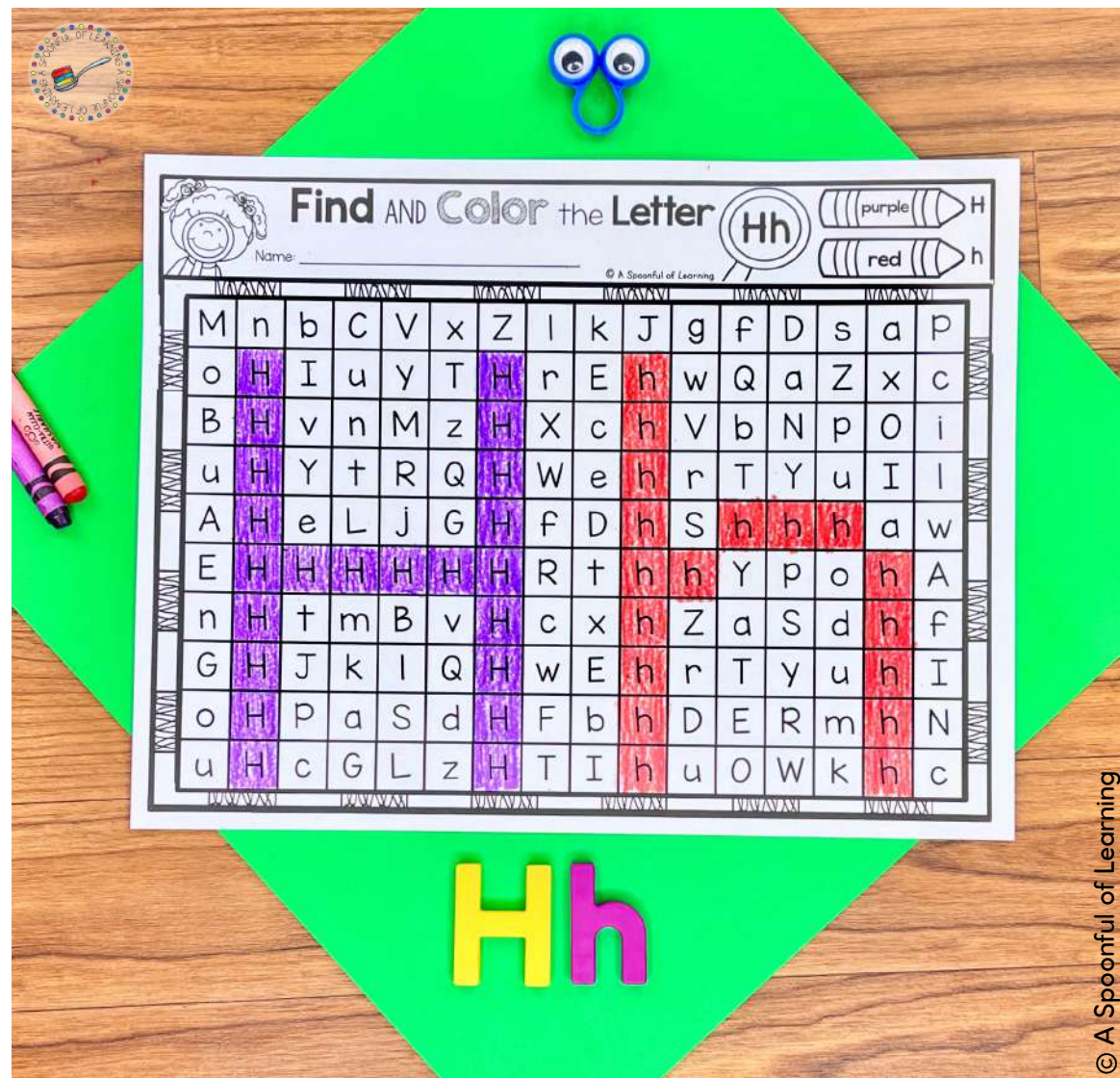


# ALPHABET CENTERS & PRINTABLES



No Prep  
Worksheets

10 Hands-On  
Centers

Fine Motor  
Skills Practice

and MORE! ➤➤

# ALPHABET PRACTICE

## What's included?



**9  
ACTIVITIES**

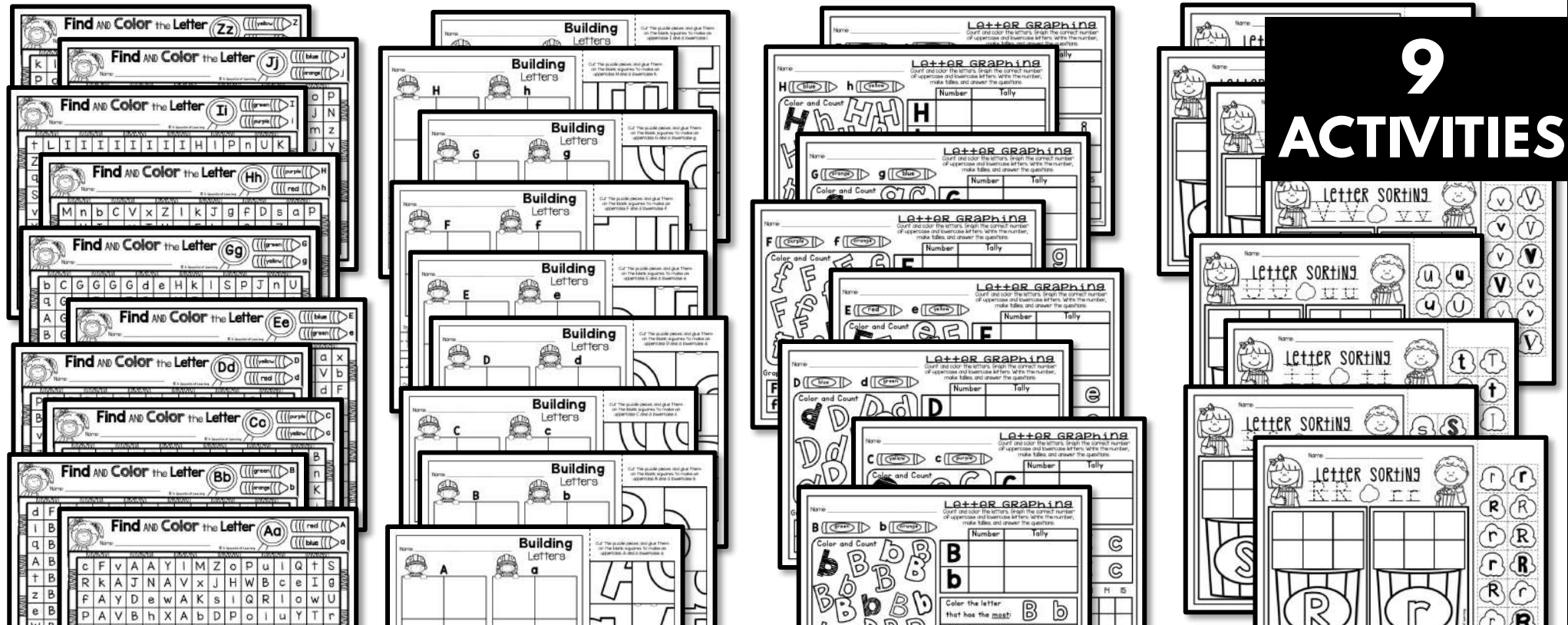
## NO-PREP PRINTABLES

Practice letter identification, letter formation, handwriting, beginning sounds, uppercase and lowercase letters. Master the letters A-Z!



# ALPHABET PRACTICE

## What's included?



## 300+ PRINTABLE ALPHABET PAGES

Focus on the uppercase and lowercase letters A-Z as well as the sounds for each letter to build phonics.

# What's included?


# 10 CENTERS

To help with student independence.



# ALPHABET CENTERS

What's included?





## 38 RECORDING SHEETS

Different options and levels to choose from.

+ Answer Keys

# ALPHABET PRACTICE

## What's included?



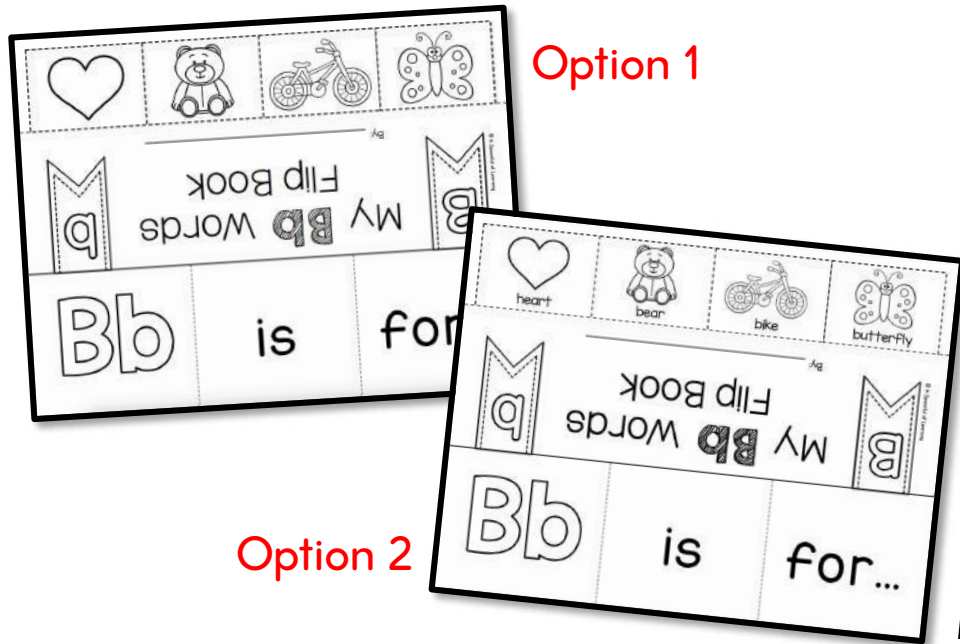
## FIND AND COLOR

Use the color code to find and color the correct uppercase and lowercase letters. When the letters are colored correctly an uppercase and lowercase letter will be revealed!



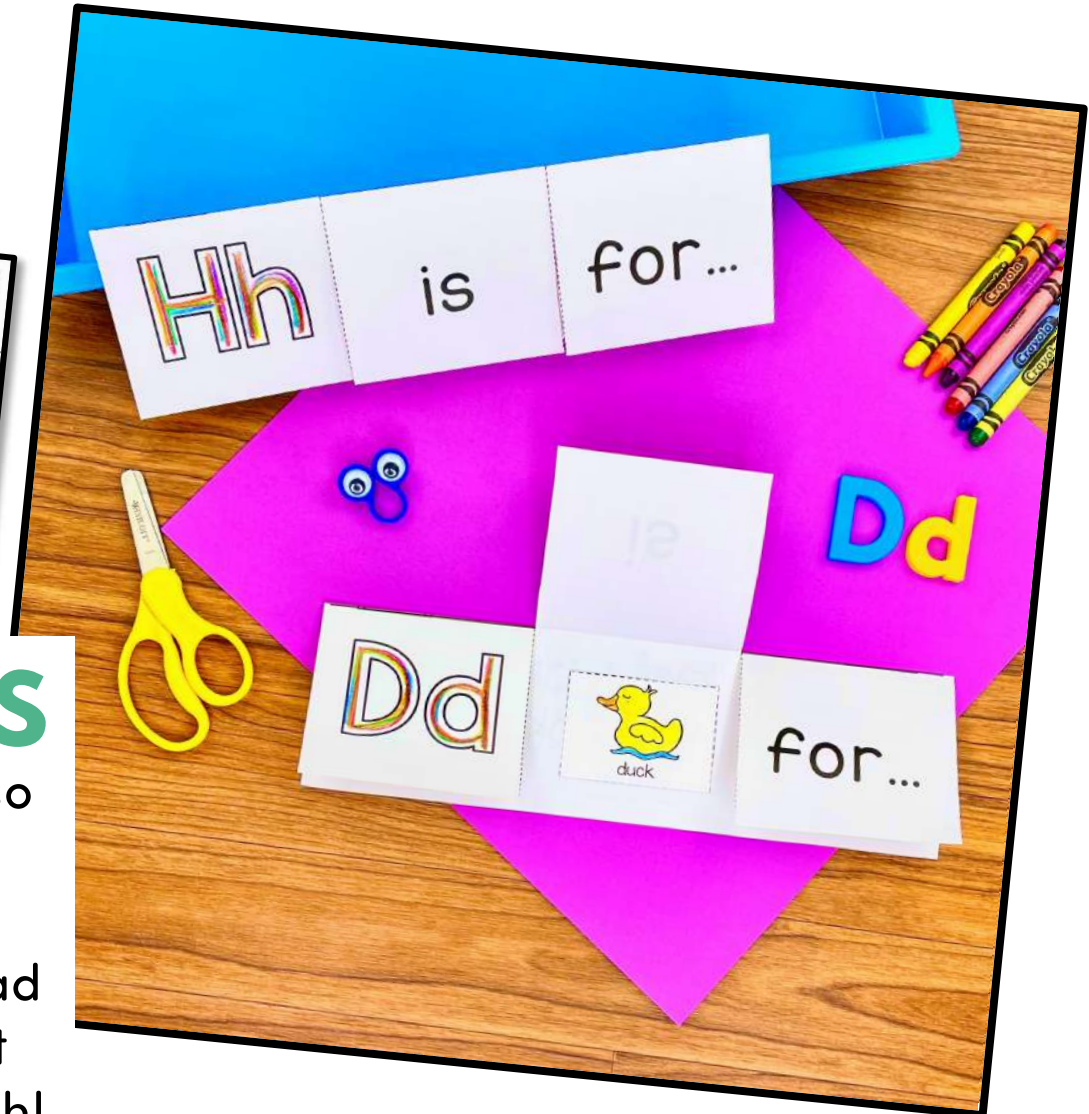
# ALPHABET PRACTICE

## What's included?





## LETTER FLIPBOOKS

Make a flipbook that students can also read on their own! Students get to practice finding pictures with the correct beginning sound. They will read the front of each flap. Then, they lift each flap to read the word underneath!



# ALPHABET PRACTICE

## What's included?





## BUILDING LETTERS

Students get to use problem solving and fine motor skills by building letters. Then they will trace, write, and find the letter they are working on.



# ALPHABET PRACTICE

## What's included?




## BEGINNING SOUND SORT

Students will sort pictures by whether or not the beginning sound is the letter they are working on.

# ALPHABET PRACTICE

## What's included?



3 options  
per letter

## TRACE AND WRITE



Practice tracing and writing letters.

There are 3 options to choose from. You can write on the pages or add them to paper protectors to practice with dry erase markers.



# ALPHABET PRACTICE

What's included?





## LETTER SORTING

Practice identifying letters by sorting the uppercase and lowercase letters.

# ALPHABET PRACTICE

## What's included?



## LETTER GRAPHING


Use the color code to find and color the uppercase and lowercase letters.

Count and fill in the graph and information to show how many uppercase and lowercase letters there are.




# ALPHABET PRACTICE

## What's included?



## LETTER SEARCH


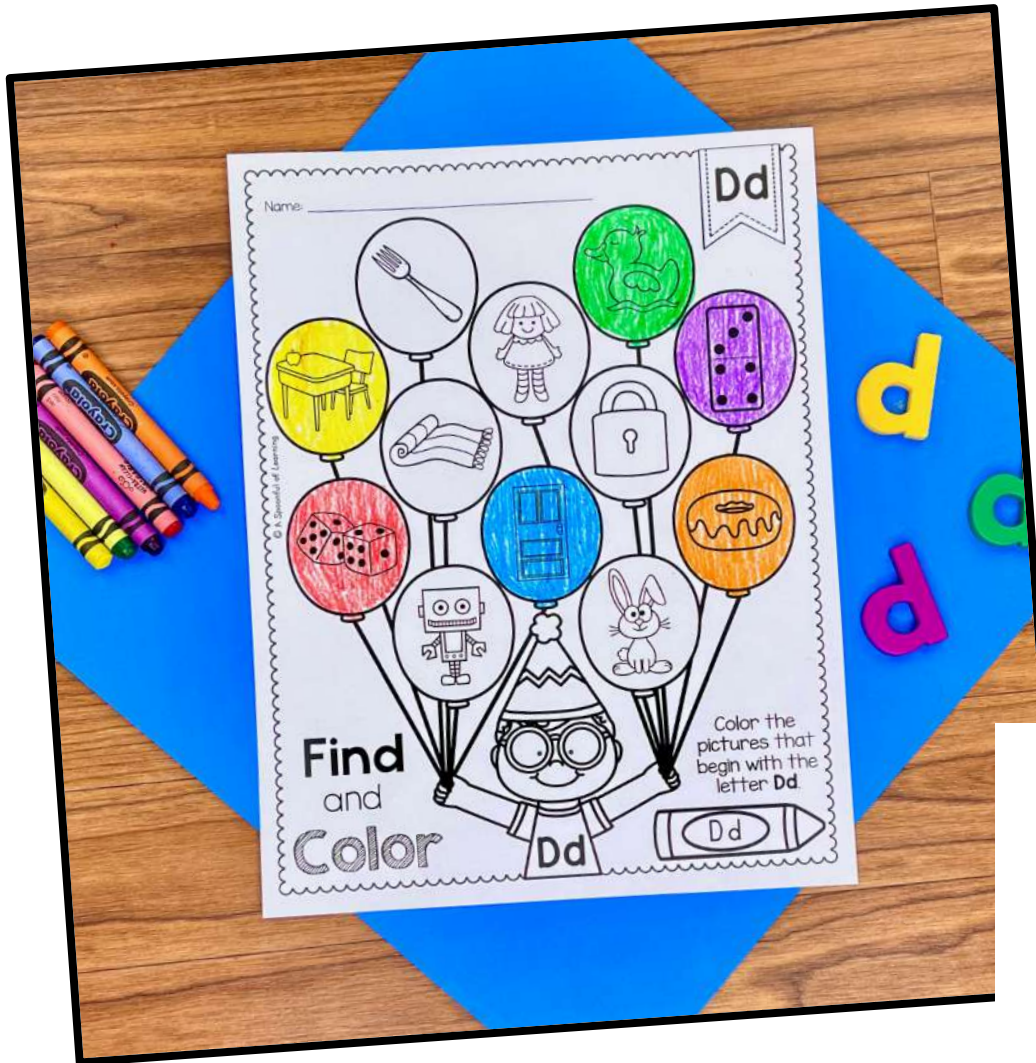
Use the color code to find and color the uppercase and lowercase letters on the gumballs.





# ALPHABET PRACTICE

## What's included?



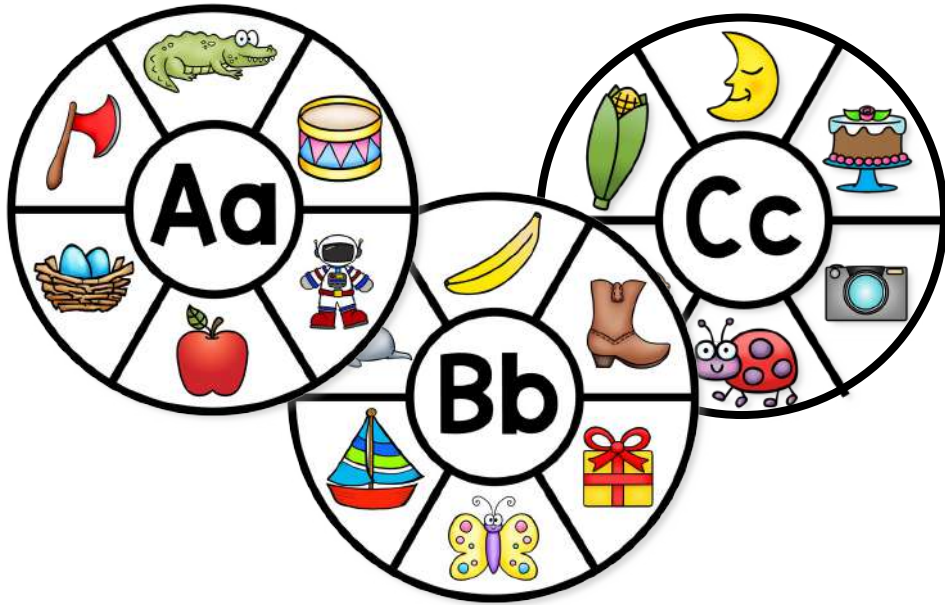
## FIND AND COLOR

Color the balloons that have pictures with the correct beginning sounds on them.




# ALPHABET CENTERS

## What's included?



### CLIP IT! BEGINNING SOUNDS

Students will place a clothespin on all of the pictures that have the same beginning sound as the letter on the circle.



Name: \_\_\_\_\_



Say the picture name. Circle the beginning sound letter that you hear.

	u <b>n</b>	
	t <b>y</b>	
	<b>h</b> n	
	<b>t</b> k w	
	o <b>e</b> s	



# ALPHABET CENTERS

## What's included?




## MYSTERY PICTURES

Match uppercase to lowercase letters OR pictures to the correct beginning sound letters to reveal a mystery picture. 9 different mystery pictures included.



# ALPHABET CENTERS

## What's included?





### PLAY DOUGH LETTERS

Students use dough to form the letters Aa-Zz. Place the mat in a paper protector for students to practice tracing and writing the letters with a dry erase marker.



# ALPHABET CENTERS

## What's included?




## ALPHABET CATERPILLAR

Build a caterpillar on the mat by finding the matching uppercase letter, lowercase letter, and the picture with the same beginning sound.




# ALPHABET CENTERS

## What's included?



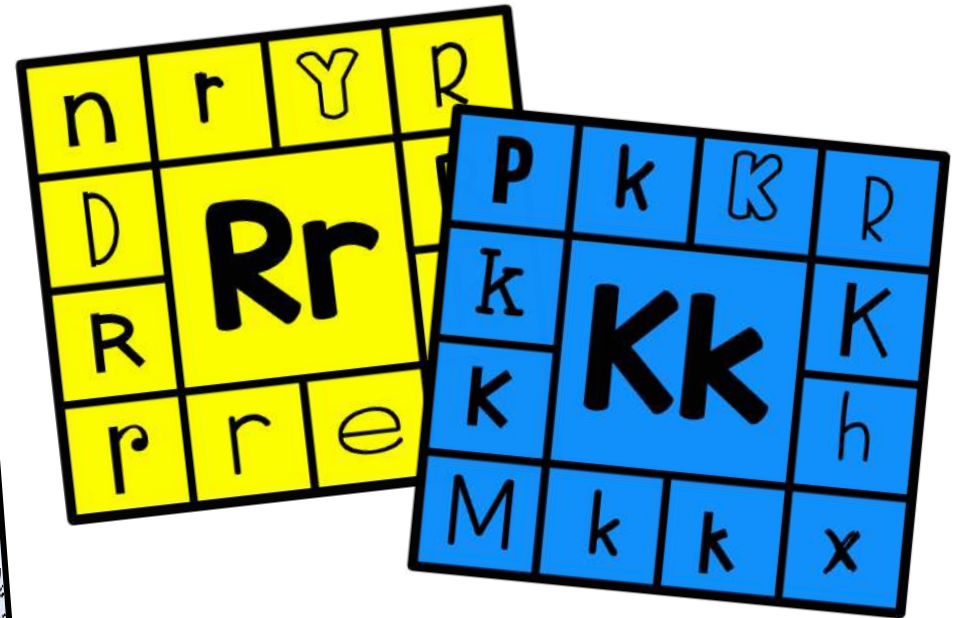

## BUILDING LETTERS WITH SNAP CUBES

Students build the letters Aa-Zz  
with snap cubes.



# ALPHABET CENTERS

## What's included?




## LETTER CLIPS

Place clothespins on all of the uppercase and lowercase letters as the given letter on the card. The different fonts will really have students pay close attention!




# ALPHABET CENTERS

## What's included?



## SORTING LETTERS

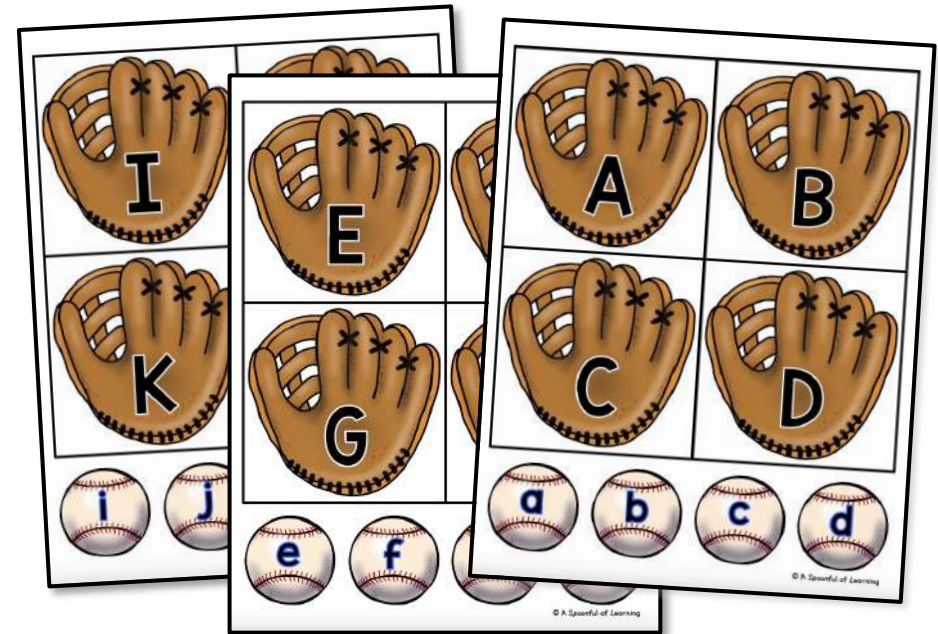

Sort the fish into the fishbowls by whether the letter on the fish is an uppercase letter or lowercase letter.





# ALPHABET CENTERS

## What's included?




## ALPHABET CATCH

Match uppercase to lowercase letters OR pictures to the correct beginning sound letters to reveal a mystery picture. 9 different mystery pictures included.




# ALPHABET CENTERS

## What's included?



## ALPHABET DOMINOES




Students use dough to form the letters Aa-Zz. Place the mat in a paper protector for students to practice tracing and writing the letters with a dry erase marker.





# ALPHABET CENTERS

## What's included?



## ALPHABET TRAIN


4 different ways to do this center.

- Build a train putting the uppercase letters in order.
- Build a train putting the lowercase letters in order.
- Build a train matching the uppercase and lowercase letters.
- Build a train matching the pictures to the correct beginning sound letters.




# ALPHABET PRINTABLES


## What skills are covered?




Letter Identification




Fine Motor Skills




Letter Formation




Phonics




Beginning Sounds  
Identification




Handwriting




Uppercase Letters and  
Lowercase Letters



Fluency with Letters




Sorting




Reading

# ALPHABET CENTERS


What skills are covered?




Letter Identification




Letter Matching




Letter Recognition




Beginning Sounds




Letter Formation




Sorting




Fine Motor



ABC Order



Letter Sounds



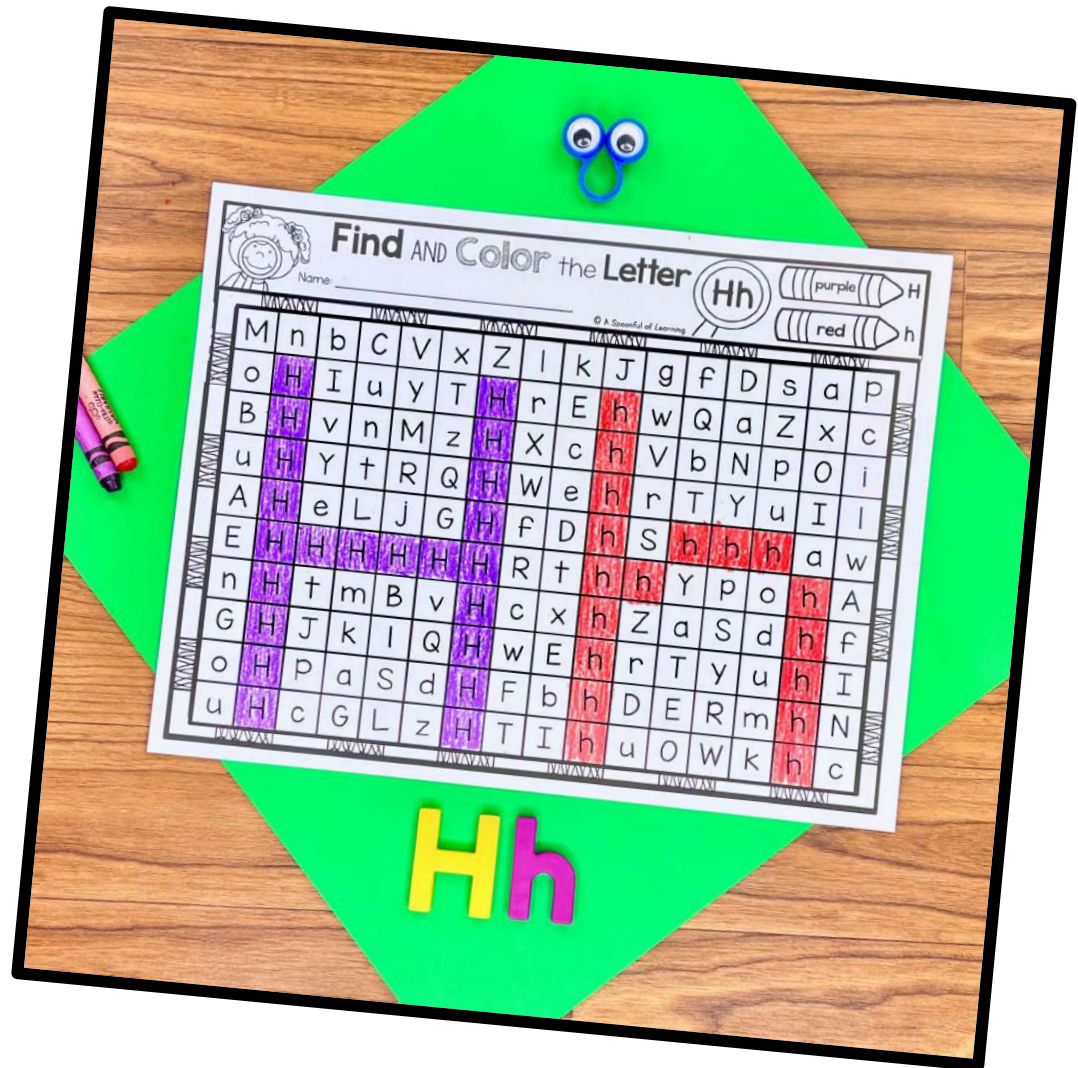
Writing



# ALPHABET PRINTABLES

Perfect for...

- Morning Work
- Small Groups
- Early Finishers
- Intervention
- Centers
- Independent Work



# ALPHABET CENTERS

Perfect for...

- Centers
- Small Groups
- Intervention
- Morning Tubs
- Early Finishers
- Independent Work





# TEACHERS REVIEWS




"This is such a great, comprehensive resource for all things alphabet - and the best part of all is that it's no prep!! My kindergartners are so engaged in all of these activities and are learning so much! Such a great resource!"



"The variety in this bundle is fantastic; the activities are easy to use, fun, engaging...everything you could ask for!"



"What an amazing product! You have thought of so many ways to work with the alphabet. I always look forward to using them and my students can't get enough! Thank you!"



# WHY USE ALPHABET PRINTABLES?

1. Provides you with **no prep** activities that will provide students with tons of practice to help develop **letter recognition**, **letter formation**, and **initial sound identification**.

2. Can easily grab and use these **hands-on** and **engaging** activities and add them to many different parts of your day.

3. Students will gain tons of **confidence** as they learn to identify and master their letters. Learning the alphabet is incredibly important in **building a strong foundation** in early reading and phonics.



# WHY USE ALPHABET CENTERS?

1. Provides you with **low prep** activities that you can easily add to your day, and you will **feel confident** knowing that your students are practicing skills that will help them learn and master the alphabet.

2. Students get to practice the alphabet with **hands-on** and **engaging** activities that will make them feel like they are playing games. The different options will allow you to **meet your students needs**.

3. **Confidence will be built** as students practice and learn the different skills included with these alphabet centers. These different skills are incredibly **important as early readers**.